

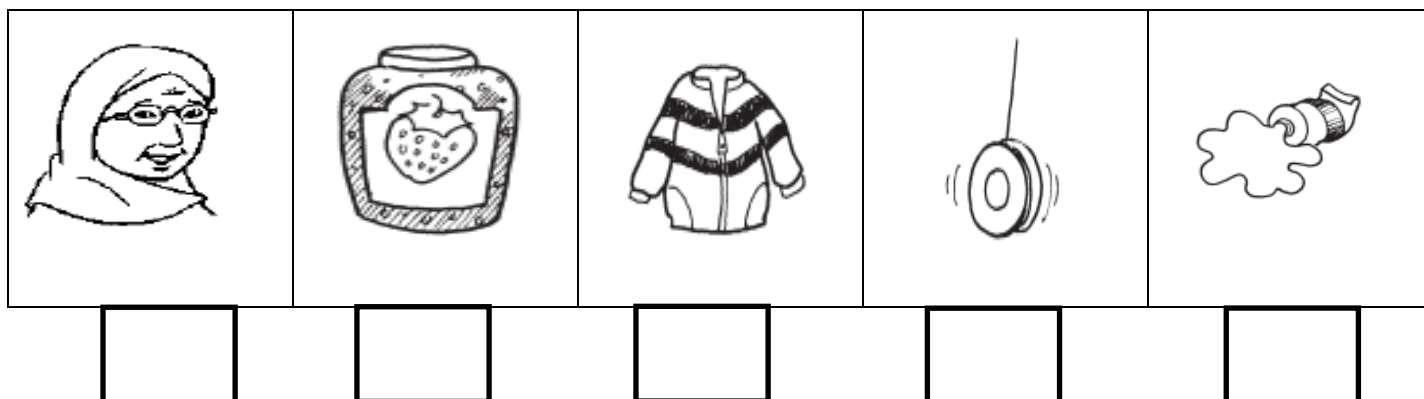
اهداء من مستر محمد رجب رجب  
الى

# Primary teachers of English all over the world

١٠ امتحانات على الوحدة الاولى الصف  
الثالث الابتدائي ترم اول

## Test 1 unit

1 - listen to our teacher and number the pictures :



2 - listen to your teacher and complete the dialogue :

A	How ..... are you ?
B	..... ten

3 - read and match from a to b :

A	B
1 - how old	(    )a -My mother .
2 - im	(    )b - he ?
3 - who is	(    )c - ten .
4 - she is	(    )d - are you ?
	(    )e - fine thanks .

4 - read and choose the correct answer :

1 - how old ( am - is - are ) you ?


2 - ( I am - he - she ) ten .

3 - who ( am - is - are ) he ?



4 - who ( am - is - are ) she ?

5 - we eat ( yo-yo - yogurt - jet ) .

5 – look at the pictures and unscramble the words :

			
afhter	omhert	ssiert	jkceta

6 – look at the pictures and write a sentence under each one :

	
.....	.....

7 – punctuate the following :

1 – he is my father

.....

8 – copy the following sentences in a good handwriting :

1 – we love Egypt .


.....

2 – Egypt is beautiful .

.....

## Test 2 unit 1

**1 – listen to our teacher and number the pictures**



**2 – listen to your teacher and complete the dialogue :**

<b>A</b>	How old are ..... ?
<b>B</b>	I'm .....





**3 – read and match from a to b :**

<b>A</b>	<b>B</b>
1 – who is he ? 2 – who is she ? 3 – how old are you ? 4 – how are you ?	( )a -Fine thank you . ( )b – im ten ( )c – she is m m mother . ( )d – he is m father . ( )e – I can see a book



**4 – read and choose the correct answer :**

- 1 – how old are ( he – she – you ) ?
- 2 – ( he – she – it ) is m father .
- 3 – ( he – she – it ) is my mother .
- 4 – ( what – how – who ) is she ?
- 5 – yellow is a ( food – color – day )

5 – look at the pictures and unscramble the words :

			
<b>tej</b>	<b>uyourtg</b>	<b>yyoo</b>	<b>orthbre</b>

6 – look at the pictures and write a sentence under each one :

	
.....	.....

7 – punctuate the following :

1 - she is my mother

.....

8 – copy the following sentences in a good handwriting :

1 – you may be an expert in your field .


.....

2 – after a short time you will discover that you are a beginner in ours .

.....

## Test 3 unit 1

**1 – listen to our teacher and number the pictures :**



**2 – listen to your teacher and complete the dialogue :**

<b>A</b>	..... Old are you ?
<b>B</b>	..... ten





**3 – read and match from a to b :**

<b>A</b>	<b>B</b>
<b>1 – we eat</b> <b>2 – we play with a</b> <b>3 – I can fly a</b> <b>4 – my favourite color is</b>	<b>(    ) a -yellow</b> <b>(    ) b – jet</b> <b>(    ) c – yo-yo</b> <b>(    ) d – yogurt .</b> <b>(    ) e – computer .</b>



**4 – read and choose the correct answer :**

- 1 – ( what – how – who ) old are you ?**
- 2 – ( he – she – it ) is my sister .**
- 3 – ( he – she – it ) is my brother**
- 4 –( he – she – it ) is my car .**
- 5 – ( jet – yo-yo – yellow ) can fly .**

5 – look at the pictures and unscramble the words :

			
llowey	maj	mohtre	hterfa

6 – look at the pictures and write a sentence under each one :

	
.....	.....

7 – punctuate the following :

1 - how old are you

.....

8 – copy the following sentences in a good handwriting :

1 – I am the first of many .

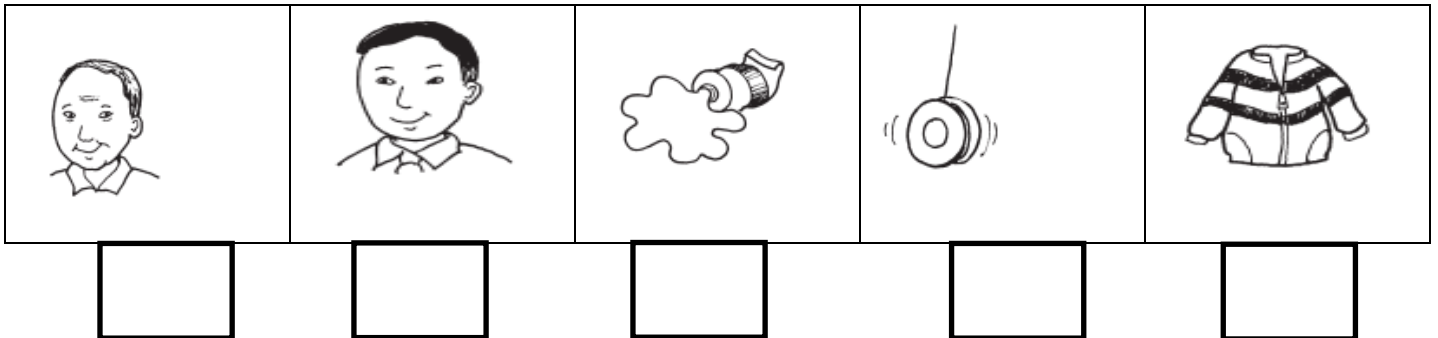
.....

2 – Run my friend run at the end you will be caught .

.....

## Test 4 unit 1

1 – listen to our teacher and number the pictures :



2 – listen to your teacher and complete the dialogue :

A	How old ..... You ?
B	I'm .....

3 – read and match from a to b :





A	B
<b>1 – how old</b> <b>2 – im</b> <b>3 – he is</b> <b>4 – she is</b>	<b>( )a - My mother</b> <b>( )b – my father .</b> <b>( )c – ten .</b> <b>( )d – are you ?</b> <b>( )e – I can see a fish .</b>

4 – read and choose the correct answer :



- 1 – how ( old – age – color ) are you ?
- 2 – this ( am – is – are ) my cat .
- 3 – ( he – she – it ) is my grandmother .
- 4 – ( he – she – it ) is my grandfather .
- 5 – ( he – she – it ) is my dog .



5 – look at the pictures and unscramble the words :

			
llowyey	therbro	etj	ooyy

6 – look at the pictures and write a sentence under each one :

	
.....	.....

7 – punctuate the following :

1 -i m ten

.....

8 – copy the following sentences in a good handwriting :

1 –My name is no matter .


.....

2 –What I do defines me .

.....

## Test 5 unit 1

1 - listen to our teacher and number the pictures :



2 - listen to your teacher and complete the dialogue :

A	How ..... Are you ?
B	I'm .....





3 - read and match from a to b :

A	B
<b>1 - he is my</b> <b>2 - she is my</b> <b>3 - yellow is a</b> <b>4 - a jet can</b>	<b>( )a - Fly</b> <b>( )b - color .</b> <b>( )c - mother</b> <b>( )d - father .</b> <b>( )e - red</b>



4 - read and choose the correct answer :

- 1 - he is my (sister - mother - brother ) .
- 2 - she is m ( brother - mother - father ) .
- 3 - I can fly a ( jet - yoyo - yogurt )
- 4 - I play with a (jet - yoyo - yogurt )
- 5 - I eat ( jet - jam - yoyo )

5 – look at the pictures and unscramble the words :

			
<b>fahter</b>	<b>ssiter</b>	<b>ooyy</b>	<b>cketja</b>

6 – look at the pictures and write a sentence under each one :

	
.....	.....

7 – punctuate the following :

1 –i like yougurt

.....

8 – copy the following sentences in a good handwriting :

1 – you were mistaken when you blocked me .


.....

2 – I could be much help .

.....

## Test 6 unit 1

**1 – listen to our teacher and number the pictures :**



**2 – listen to your teacher and complete the dialogue :**

<b>A</b>	How old are ..... ?
<b>B</b>	..... nine .

**3 – read and match from a to b :**

<b>A</b>	<b>B</b>
<p>؟ what's your name – ١</p> <p>؟ how old are you – ٢</p> <p>؟ who is he – ٣</p> <p>؟ who is she – ٤</p>	<p>a(    ) -. He is my brother</p> <p>. she is my mother –b (    )</p> <p>I m ten –c (    )</p> <p>my name is ahmed –d (    )</p> <p>. this is a book –e (    )</p>

**4 – read and choose the correct answer**

**1 – ( what – who – how ) old are you ?**





**2 – ( he – she – it ) is my father .**

**3 – ( he – she – it ) is my mother**



**4 – ( he – she – it ) is my car .**

**5 – I pla with a ( yoyo – yogurt – yellow )**

5 – look at the pictures and unscramble the words :

			
<b>grandthermo</b>	<b>tej</b>	<b>acketja</b>	<b>therfa</b>

6 – look at the pictures and write a sentence under each one :

	
.....	.....

7 – punctuate the following :

1 – this is a kite

.....

8 – copy the following sentences in a good handwriting :

1 –To me you are everything .


.....

2 –We will continue I promise .

.....

## Test 7 unit 1

1 – listen to our teacher and number the pictures :



2 – listen to your teacher and complete the dialogue :

<b>A</b>	..... is he ?
<b>B</b>	..... is my father .





3 – read and match from a to b :

<b>A</b>	<b>B</b>
<b>1 – how old</b> <b>2 – how are</b> <b>3 – who is</b> <b>4 – what can you</b>	<b>(    )a He ?</b> <b>(    )b – see ?</b> <b>(    )c – are you ?</b> <b>(    )d – you ?</b> <b>(    )e – they ?</b>



4 – read and choose the correct answer :

- 1 – your fathers father is your ( father – mother – grandfather ) .
- 2 – your mothers mother is your ( mother – grandfather – grandmother ) .
- 3 – she is my ( brother – father – mother ) .
- 4 – he is my ( father – sister – mother ) .
- 5 – it is m ( sister – brother – cat )

5 – look at the pictures and unscramble the words :

			
llowey	thermo	Grand thermo	grandtherfa

6 – look at the pictures and write a sentence under each one :

	
.....	.....

7 – punctuate the following :

1 – who is he

.....

8 – copy the following sentences in a good handwriting :

1 – I love my family .


.....

2 – My grandfather is very old .

.....

# Test 8 unit 1

1 – listen to our teacher and number the pictures :



2 – listen to your teacher and complete the dialogue :

A	Who is ..... ?
B	She is my .....

3 – read and match from a to b :




A	B
<b>1 – he is</b> <b>2 – she is</b> <b>3 – we eat</b> <b>4 – we play with a</b>	<b>( )a Yo-yo</b> <b>( )b – yogurt .</b> <b>( )c – my brother</b> <b>( )d – my grandmother</b> <b>( )e – he .</b>

4 – read and choose the correct answer :



- 1 – he ( am – is – are ) m father .
- 2 – she ( am – is – are ) my mother .
- 3 – it ( am – is – are ) my dog .
- 4 – how old ( am – is – are ) you ?
- 5 – I ( am – is – are ) ten



5 – look at the pictures and unscramble the words :

			
<b>therbro</b>	<b>ssiter</b>	<b>ooyy</b>	<b>therfa</b>

6 – look at the pictures and write a sentence under each one :

	
.....	.....

7 – punctuate the following :

1 – who is she

.....

8 – copy the following sentences in a good handwriting :

1 –My sister is very young .


.....

2 –My brother is very young .

.....

## Test 9 unit 1

1 – listen to our teacher and number the pictures :



2 – listen to your teacher and complete the dialogue :

<b>A</b>	Who is ..... ?
<b>B</b>	He is my.....





3 – read and match from a to b :

A	B
1 – he	( )a- Is my mother
2 – she	( )b – he ?
3 – who is	( )c – are you ?
4 – how old	( )d – is my father
	( )e – this is a car .



4 – read and choose the correct answer :

- 1 – this ( am – is – are ) my book
- 2 – how ( old – age – name ) are you ?
- 3 – my ( old – name – color ) is ali
- 4 – ahmed is a ( boy – girl – car )
- 5 - mona is a ( boy – girl – car ) .

5 – look at the pictures and unscramble the words :

			
<b>thermo</b>	<b>maj</b>	<b>gurtyo</b>	<b>ooyy</b>

6 – look at the pictures and write a sentence under each one :

	
.....	.....

7 – punctuate the following :

1 – he is my grandfather

.....

8 – copy the following sentences in a good handwriting :

1 –The world is unfair .


.....

2 –It was a great fault I will not forgive you for .

.....

# Test 10 unit 1

1 – listen to our teacher and number the pictures :



2 – listen to your teacher and complete the dialogue :

A	Who is ..... ?
B	She is my .....





3 – read and match from a to b :

A	B
1 – how old are you ?	( )a- He is my grandfather.
2 – who is he ?	( )b – I am ten .
3 – who is she ?	( )c – I can see a jet .
4 – what can you see ?	( )d – she is my grandmother .
	( )e – this is a cat .



4 – read and choose the correct answer :

- 1 – how old are ( he – she – you ) ?
- 2 – he is my father ( ? - . - / )
- 3 – who is she ( ? - . / )
- 4 – who is ( you – they – he ) ?
- 5 – jeep is a ( jet – color – car )

5 – look at the pictures and unscramble the words :

			
<b>ssiter</b>	<b>Therbro</b>	<b>gurtyo</b>	<b>ooyy</b>

6 – look at the pictures and write a sentence under each one :

	
.....	.....

7 – punctuate the following :

1 – she is my grandmother

.....

8 – copy the following sentences in a good handwriting :

1 – we never forget we never forgive .

.....

2 –As long as I live I will remember what you did .

.....